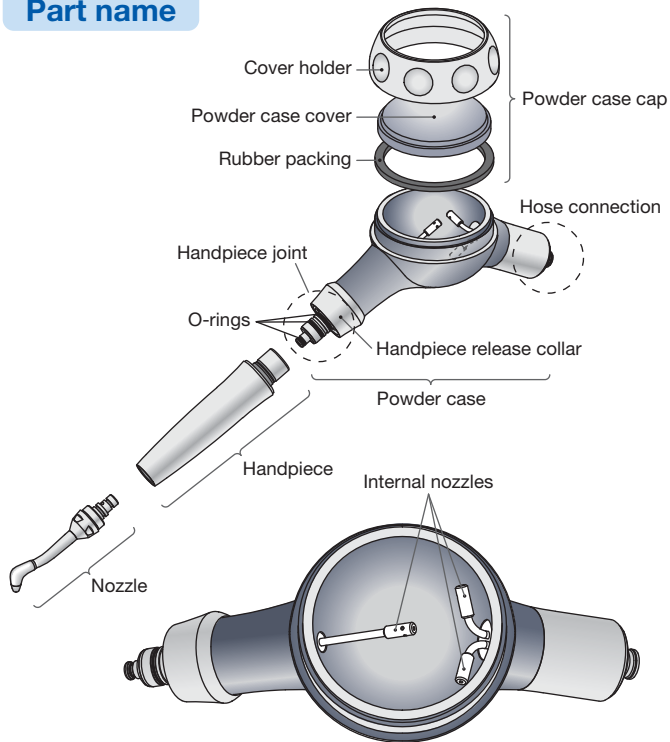


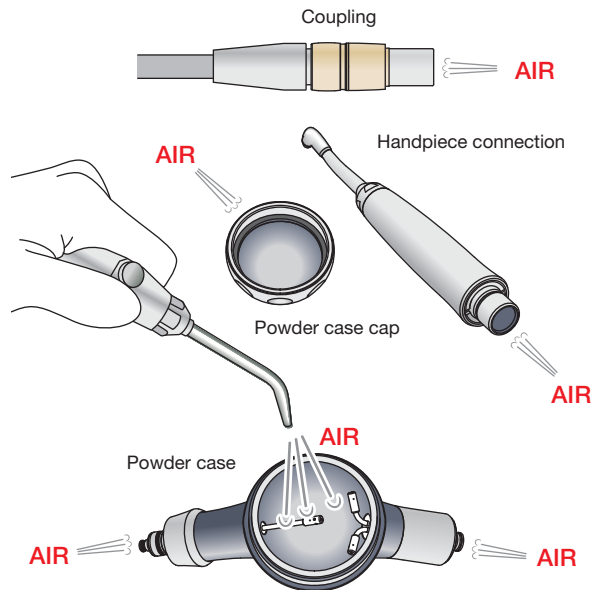
Part name



Before use



Before use, thoroughly dry the coupling, handpiece, hose joint section of the powder case, inside of the powder case, and inside of the powder case cap.

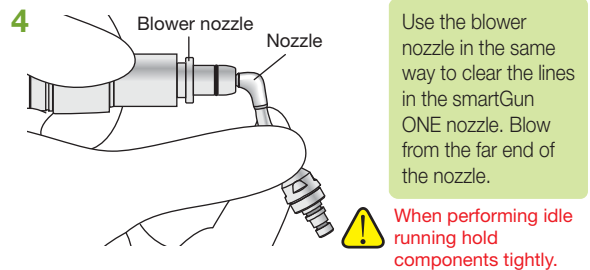
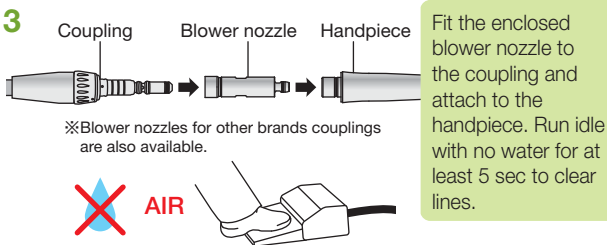
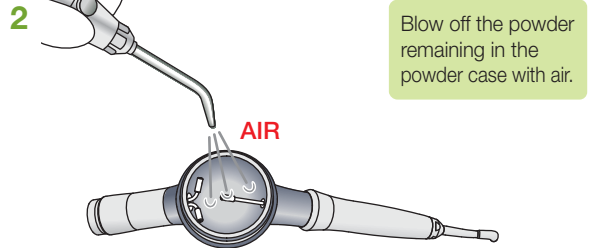
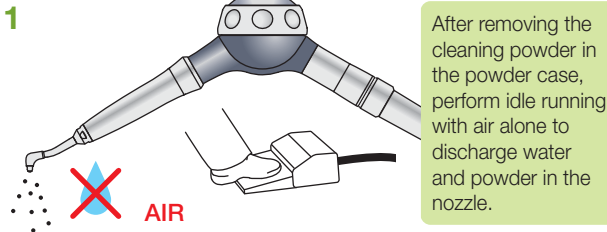


Care After Use

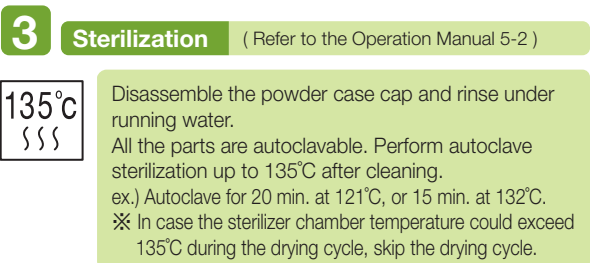
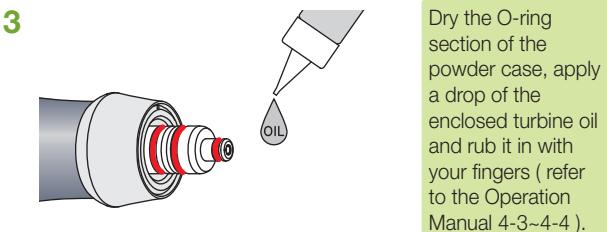
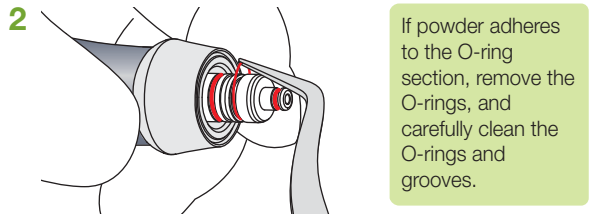
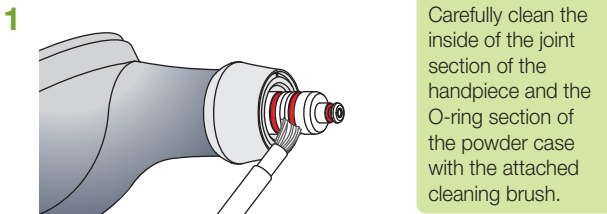
Caution

- Cleaning of smartGun ONE after use and regular maintenance are required. (Failure to do so may cause powder blockage, water leakage, etc.)
- If cleaning powder remains in the powder case, powder may solidify, and may cause clogging.
- Before use, thoroughly dry the coupling, handpiece, hose joint section of the powder case, inside of the powder case, and nozzle. Also, perform idle running with air alone to discharge water of the components inside.
- Make sure you clean the smartGun ONE in an ultrasonic bath once a week to prevent the instrument from clogging (refer to the Operation Manual 5-1).

1 Removal of the cleaning powder (Refer to the Operation Manual 4-1~4-2)



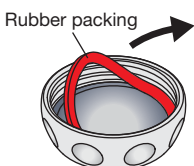
2 Cleaning (Refer to the Operation Manual 4-3~4-4)




⚠ If lubrication of the O-rings is neglected, the powder case and handpiece may no longer swivel freely and the joint may leak.

Ultrasonic cleaning (Refer to the Operation Manual 5-1) ⚠ Be sure to do this once a week and after operating Troubleshooting.

Be sure to remove the cleaning powder and clean it prior to ultrasonic cleaning.



Remove the rubber packing and disassemble the powder case cap.

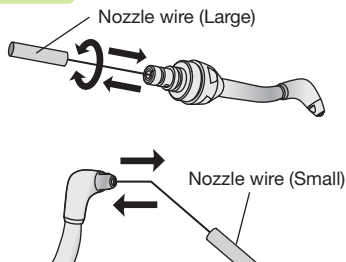


Troubleshooting

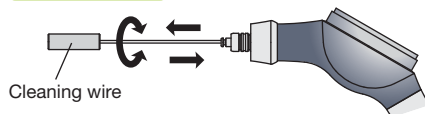
Powder blockage (Refer to the Operation Manual 6, 5-1~5-2)

1 Remove the solidified powder with the provided Nozzle / Cleaning wire.

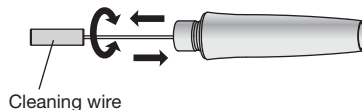
Nozzle



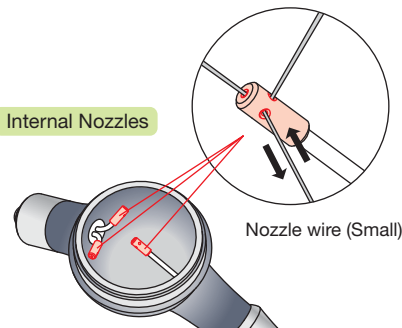
Powder Case



Handpiece



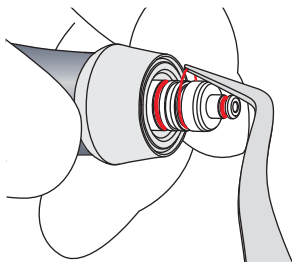
Internal Nozzles



Applying too much force may bend the wire.

2 Perform ultrasonic cleaning and autoclave sterilization after removing the solidified powder.

Water leakage (Refer to the Operation Manual 4-3~4-4)



Replace the O-ring(s) at the handpiece joint section of the powder case, apply a drop of the enclosed turbine oil and rub it in with your fingers.



Caution

- Basic maintenance methods after use are described in the Quick Maintenance Manual. Refer to the operation manual for more information.
- Keep the Operation Manual and the Quick Maintenance Manual in the place you can reach anytime.
- In order to prevent the smartGun ONE from clogging, put the entire instrument in an ultrasonic bath once a week (refer to the operation manual 5-1).

OMNIDENT Dental-Handelsgesellschaft mbH

Gutenbergring 7-9 D-63110 Rodgau
info@omnident.de www.omnident.de